

WELCOME

Nevada State
Rehabilitation Council
(NSRC)
Tuesday, November
18, 2025, at 1 p.m.



Vacancies VR Nevada

BVR

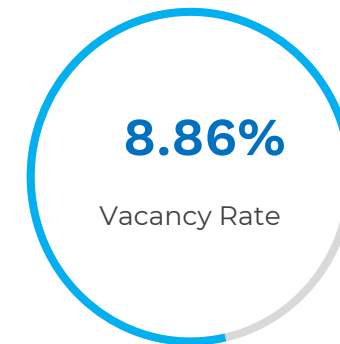
**Total Rate
8.33%
Vacancies**

BSBVI

**Total Rate
14.2%
Vacancies**



Overall Vacancy Rate



Goal #1: Increase Number of Competitive Integrated Employment Outcomes.

Federal Fiscal Year	Clients Closed With An Employment Outcome	Goal
2020	453	822
2021	453	822
2022	552	550
2023	507	550
2024	481	550
2025	425	575

Measures:

Clients that closed successfully (90 days of employment) in the report timeframe.

Goal #2: Increase Participation of Students With a Disability in Pre-Employment Transition Services

Federal Fiscal Year	Potentially Eligible & Eligible Transition Students That Received Pre-ETS Service	Goal
2020	1,156	1,898
2021	393	1,898
2022	617	500
2023	617	750
2024	1,958	To Be Determined
2025	2,571	

Measures:

Student with a Disability (SWD), age 14 - 21, with an actual service and/or authorization in any of the five Pre-ETS categories: Counseling on Post-Secondary Education, Instruction in Self Advocacy, Job Exploration, Counseling, Work Based Learning Experiences and Workplace Readiness Training with a service begin date in the report timeframe.

Goal #3: Increase Participation of Potentially Eligible Students With a Disability in VR Services

Federal Fiscal Year	Total Transition Student Applications	Goal
2020	506	1,014
2021	147	1,014
2022	772	200
2023	812	250
2024	905	250
2025	1122	250

Measures:

Students With a Disability, age 14 - 21, with an Application Date in the report timeframe.

Goal #4: Increase Participation of Supported Employment (SE) Consumers in VR

Federal Fiscal Year	Total Open Supported Employment Consumers	Supported Employment Consumers Closed With an Employment Outcome	Goal
2020	529	83	786
2021	812	97	786
2022	448	117	35%
2023	521	130	35%
2024	614	112	475
2025	788	104	550

Measures:

Supported Employment Consumers with an Application, Eligibility, Service and/or Employment Date in the report timeframe and Closure Date is NULL.

Goal #5: Increase Participation of Targeted Disability Groups in VR Services.

Federal Fiscal Year	Clients with a Mental Health Disability * who Closed With An Employment Outcome	Clients who are Blind or Visually Impaired * who Closed With An Employment Outcome	Clients who are Deaf or Hard of Hearing * who Closed With An Employment Outcome
2020	162	No Data	No Data
2021	184		
2022	173	No Data	No Data
2023	92		
2024	144	26	77
2025	155	39	52

Measures:

Clients that closed successfully (90 days of employment) in the report timeframe.

* Mental Health Disabilities include depression and other mood disorders, alcohol abuse or dependence, anxiety disorders, eating disorders, drug abuse or dependence, mental illness not listed elsewhere, personality disorders, schizophrenia and other psychotic disorders.

*Blind or Visually Impaired Disabilities include blindness, deaf-blindness, other visual impairment.

*Deaf or Hard of Hearing Disabilities include deafness primary communication auditory, deafness primary communication visual, hearing loss primary communication auditory, hearing loss primary communication visual, other hearing impairment.

Indicator #1: Average Caseload size by Bureau

Federal Fiscal Year	Bureau of Vocational Rehabilitation (BVR)	Bureau of Services to the Blind and Visually Impaired (BSBVI)
2024	77	68
2025	98	60

Measures:

Cases in Open status (Application, Eligible, Service, Employed)

Indicator #2: 700 Hour Program

Federal Fiscal Year	Number of active participants in the 700-hour program.	Number of participants completed the 700-hour program and achieved competitive integrated employment.
2024	15	53
2025	23	43



STATEWIDE Fair Hearings FFY2025 RSA-722 for FY-2025

Fair Hearings Total Cases

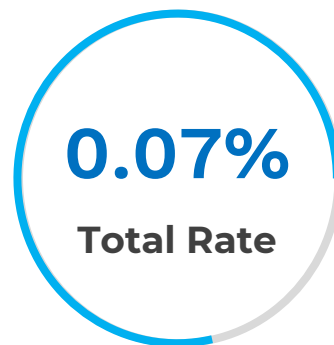
**Period 10/01/2024 to
09/30/2025**

6

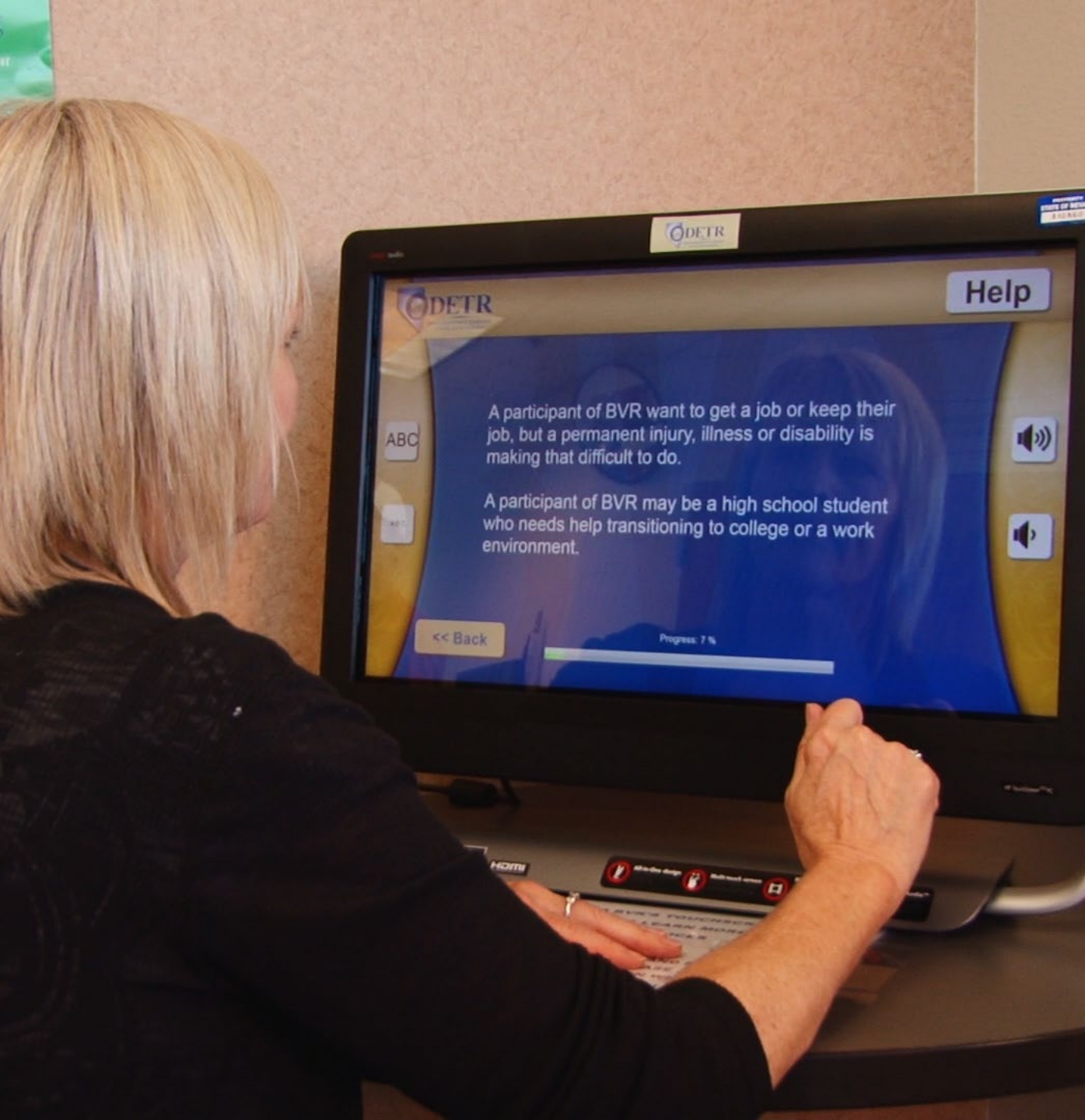
Total Participants Served

**Period of 10/01/2025 to 09/30/2025
FFY 2025**

8,294



****6 represents approximately 0.07% of 8,294.**



Thank you



Nevada

Vocational Rehabilitation



(702) 486-5060



NSRC Liaison

J-Richter-Livia@detr.nv.gov



3016 West Charleston, Suite 200
Las Vegas, NV 89102



VRNevada.nv.gov